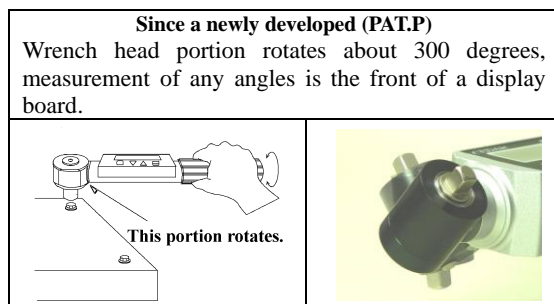


Digital torque Wrench**DIW-15/20/75/120****Various functions Display section one apparatus**

Yes-no decision conditions etc. can save five channels.

.. A channel is only changed even if bolting conditions change.

It is not necessary to reset up a maximum value and a minimum value one by one like former.






- Ergonomic, light weight, rugged metal construction
- Wrench head swivels 300°
- Peak, Real Time and Peak Down measuring mode (selectable)
- 800 data memory
- Programmable High and Low set points with both audible beep and Green/ Red LED indicator for uniform torque tightening or GO/NO GO testing
- Both CW and CCW operation
- USB output (ASCII format)
- Runs on internal Ni-MH batteries (12 hour use)
- CW step less one-way clutch adapter (DIW-20/75/120 only), AC charger and carrying case included.

Specification

MODEL		DIW-15	DIW-20	DIW-75	DIW-120
Accuracy guarantee range	N/m	0.20~15	0.20~20	0.20~75	2.0~120
	kgf/cm	2.0~150	2.0~200	2.0~750	20~1200
	lbf/in	2.0~130	2.0~174	2.0~651	20~1040
Accuracy		Reading $\pm 0.5\%$ (199 or less digit ± 1 digit)	Reading $\pm 0.5\%$ (499 or less digit ± 3 digit)		Reading $\pm 0.5\%$ (199 or less digit ± 1 digit)
Display		The 4 figures digital display of LCD			
Measurement direction		CW-CCW (right and left)			
Measurement Mode	PP	peak to peak The highest value of load is hold-displayed.			
	TR	track A display also changes with load change.			
	PD	peak-down Load catches and displays the moment included in descent from a rise.			
	C	Real-time Output Load torque value is outputted every about 1/160 second.			
A success or failure judging function		High and low value are measurement within the limits, and can be set up. Five-set preservation is possible.			
The Maximum, minimum, and the average value		The data number, the maximum, the minimum value, and the average value of memory data are displayed.			
Data memory counts		800 data			
Data output		ASCII format (baud rate 19200)			
auto clear time		If the set-up time comes, measurement value will be automatically cleared in 0.0~3.0 seconds (0.5s interval).			
Setup of count		1 to 99 count (count in a clockwise direction)			
Power supply		Ni-MH chargeable battery 1.2V \times 4cells 800mAh			
Charge time / use time		Charge 5 hour /, continuation about 12-hour use			
Auto-power-off		After the neglect during 10 minutes			
Bit / Socket part		$\square 6.35$	$\square 9.5$		$\square 12.7$
Weight (about)		430g	470g	620g	830g
Accessories (one piece each)		One-way socket			
		Exclusive charger			
		Result of calibration document Certification on calibration document / Traceability system figure			
Option		When outputting data, the USB cable (mini B) is needed.			

Please check the newest information and the details of each product in a homepage. URL <http://www.cedar.co.jp>

	  	SUGISAKI METER CO.,LTD. URL http://www.cedar.co.jp E-mail sales@cedar.co.jp
--	---	--

The contents of a catalog may change specification and a design without a preliminary announcement.