

ROTATE TORQUE TESTER NTS-6 Series

Rotation starting torque and the load torque under rotation are measured.

(Thing which does not rotate itself and which does not have power)

Measurement by the high precision gear motor and the strain meter

While an output shaft carries out self-rotation, the load fluctuation of a solid of revolution is caught by the sensor.



The main functions

- Peak, Real time and Peak down measuring mode (selectable) .
- Programmable High and Low set points with both audible beep and Green/Red LED indicator for uniform torque tightening or GO/NO GO testing.
- The type of series is five kinds.

It is adapted for various torque ranges (0.1 mN-m - 2 N-m).

- External input and output are also substantial.




An OK-NG output and data output (USB) External start signal input

- By RG mode (real-time output) loading, a torque wave is also simply with a personal computer.

Specification

Form		NTS-06				
		S-1	S-2	S-5	S-10	S-20
Measuring range	mN·m	3.0~100.0	3.0~200.0			
	N·m			0.030~0.5	0.030~1.000	0.030~2.000
	kgf·cm	0.030~1	0.030~2	0.30~5.00	0.30~10.00	0.30~20.00
	lbf·in	0.030~0.900	0.030~1.740	0.030~4.5	0.30~9.00	0.30~17.40
Accuracy		±1 %				
		30 mN·m or Less ±3digit		0.3 N·m or Less ±3digit		
Rotational frequency (at the time of no-load)		102rpm	30rpm	16rpm	20rpm	20rpm
Display		The 4 figures digital display of LCD				
Measurement direction		CW-CCW Possible (right and left) It rotates by the motor.				
Measurement mode		Peak operation mode (PP): Display the maximum under measurement. Truck mode (GO): Always display the load torque which has started. RG mode (PD): Carry out the data output of the load torque every 1/ 87 seconds.				
Measurement start time		Time after beginning rotation until it starts measurement is set up (0.0 - 1 second).				
Torque judging		It is in measuring range and a setup of a maximum value and a minimum value is possible. [O.K. In the Set point] Lamp lighting : [NG Outside the Set point] Error buzzer				
External input and output		Signal output (open collector): O.K., NG Data output: ASCII format (baud rate 19200), External start switch input				
Data output		ASCII format (baud rate 9600)				
Power supply		AC100V~240V				
Detection size		φ4			HEX6.35	
Outside size	Indicator	166(W)×142(D)×48(H)				
	Detector	φ28×149	φ37×191	φ40×235		
Attachment		bits				
		Inspection report, Proofreading certificate, Traceability system figure				

Please check the newest information and the details of each product in a homepage. 《URL [https:// cedar.co.jp](https://cedar.co.jp)》

	   SUGISAKI METER CO.,LTD. URL https:// cedar.co.jp E-mail sales@cedar.co.jp
--	---

The contents of a catalog may change specification and a design without a preliminary announcement.