

Torque measurement of the tightened screw

SLIP TORQUE TESTER DI-12 series



DI-12-SL4



DI-12-SL02



DI-12-SL15

- The check of "the torque value of the screw actually tightened" by the product random inspection
- The output torque of power driver is set up and managed by asking for the relation between "Value of torque tester" and "torque value of the screw actually tightened".

Measuring method

The place which performs a bundle examination and slides it from a firm point is caught, and torque value is judged. Smooth bundle work is performed by motor drive.





Since a motor is stopped after judging, neither superfluous torque nor looser torque inspection has necessity.

SLIP TORQUE TESTER DI-12

Specification

Form	DI-12-SL4	DI-12-SL02	DI-12-SL15	
Accuracy guarantee range	0.030~4 N·m	1.5~200.0 mN·m	0.30~15 N·m	
	0.30~40 kgf·cm	0.015~2 kgf·cm	3.0~150 kgf·cm	
	0.30~35 lbf·in	0.015~1.74 lbf·in	3.0~130 lbf·in	
Accuracy	±1% (500 or less digit±5digit)	±0.5% (200 or less digit±1digit)		
Display	The 4 figures digital display of LCD			
The measurement direction	CW-CCW (right and left) A display will be the display of only an absolute value. Load of + (the CW direction) and - (the direction of CCW) is carried out to a data output.			
Measurement Mode	PP(peak)	The peak value of load is held. Destructive torque (the CW direction) -- it loosens and torque (the direction of CCW) is measured.		
	TR(truck)	A display changes with load change.		
	PD judging mode	The judgment of slip torque and the judgment of the yield point are performed. (Only the CW direction)		
Detection judging	If a slip torque value is detected, you will be told about by green lamp lighting. (at the time of PD mode)			
Measurement start value setup	The value which starts measurement (start of judgment operation) is set up. (0.001 N-m unit from 0 N-m)			
Continuation data output	A load torque value is outputted for every fixed time during measurement in PP & PD mode. By creating a torque wave, loci, such a slip torque, yield point torque, and destructive torque can be judged.			
Auto-power-off	After the neglect during 10 minutes, Power source OFF			
Bit plug form	HEX 6.35	φ 4	6.35sq	
Data output	ASCII format (baud rate 9600)			
Outside dimension	Detector	φ 44×190	φ 20×145	φ 55×270
	Indicator	166(W)×142(D)×48(H)		
Weight	Detector	About 820g	About 80g	About 1.4kg
	Indicator	About 1kg		
Accessories (one piece each)	Bit ⊕ #1 #2	Bit ⊕ #0		
	An inspection report, a proofreading certificate, a traceability system figure			

Please check the newest information and the details
of each product in a homepage. 《URL <http://www.cedar.co.jp>》

	
	 
URL https://cedar.co.jp E-mail sales@cedar.co.jp	

The contents of a catalog may change specification and a design without a preliminary announcement.