

Management of electric screw driver

●Torque Meter CD-100M/10M







Upgrade The main changed parts

- (1) In a display board, "measurement mode", a "measurement unit", "the maximum, the minimum, an average, etc.", display.
- (2) Change of Measurement Unit Can be Performed N-m \Leftrightarrow kgf-cm \Leftrightarrow lbf-in Etc.
- (3) Setup of Various Numerical Values Can be Easy and Can Carry Out Speedily.
- (4) Calculation of Maximum, Minimum, and Average Became Intelligible.
- (5) The call of the saved data became easy. The output of data also became intelligible.
- (6) Fault charge protection. It is pilot-lamp lighting during charge.
- (7) Data Output is USB Form (B Type).
- (8) Memory Data are 800 Affairs
- (9) Real-time Output is Every 1 / 180 Seconds.

Specification




Model name	CD-100M- Destination	CD-10M- Destination
Measuring range (at the time of Track)	0.10~10 N·m	0.010~1 N·m
	1.0~100 kgf·cm	0.10~10 kgf·cm
	1.0~90 lbf·in	0.10~9 lbf·in
Accuracy	±0.5% or ±2digit	
Display	The 3.5 figures digital display of LCD	
The measurement direction	CW-CCW (right and left)	
Measurement Mode	T-R(track) , P-P(peak to peak) , P-D(Peak-Down) , C(Real-time Output)	
High and low limits judging function	High and low value are measurement within the limits, and can be set up.	
The Maximum, the minimum, and the average value display	It displays the maximum, the minimum, average value, (As opposed to a maximum of 800 data)	
Real-time Output	Load torque value is outputted every about 1/180 second.	
Data memory counts	800 data	
Data output	ASCII format (baud rate 19200)	
Auto-power-off	After the neglect during 10 minutes	
Power supply	Ni-MH chargeable battery	
Charge time / use time	Charge about 3 hours / About 12 hours use consecutive at full charge time	
Socket fit mouth	□ 20mm/ □ 9.5mm	
indicator size/ weight	160(W)×125(D)×55(H) / 1kg	
Accessories	Measurement joint SJ-50, SJ-10K	Measurement joint SJ-10
	4 bits HEX opposite side 6mm	4 bits HEX opposite side 5mm
	An AC/DC adaptor	
	Exclusive case	
	Result of calibration , Certification on calibration , Traceability system figure	

Accessories

	CD-100M	CD-10M
Measurement joint	SJ-50/SJ-10K 	SJ-10 
bits	4 bits HEX opposite side 6mm 	4 bits HEX opposite side 5mm 

Destination	Code	Jx		Ox			
	Contents & measurement unit	(Used in Japan only) SI unit (N·m)		(Used in outside of Japan)			
			SI unit (N·m)	SI unit (N·m)	Weight unit (kgf·cm)	Yard-pound unit (lbf·in)	
		* x specifies the AC adapter plug.					
		Code	1	2	3	4	5
	Plug type	A type	A type(China)		C type	F type	G type

Please check the newest information and the details
of each product in a homepage. 《URL [https:// cedar.co.jp](https://cedar.co.jp)》

		  	SUGISAKI METER CO.,LTD. URL https://cedar.co.jp/en/ E-mail sales@cedar.co.jp
--	--	---	--

The contents of a catalog may change specification and a design without a preliminary announcement.